



STUDY TIPS:

PREPARING FOR HOME EXAMS


PREPARATION



IMPORTANT TO KNOW!

- When is the exam?
- How long is it?
- Is it essay based or multiple choice questions?
- What am I supposed to have read as a preparation?
- What can I use during the exam?

IMPORTANT TIPS





Keep in mind that during home exams it is *usually* more important to know the material rather than know it by heart.

You do not have time to look up every item or question. Organize your things and notes that are allowed during the exam.

HOME OFFICE

- Find a quiet place in your home (or elsewhere if you prefer)
- Make sure that there is good internet connection
- Make sure that the computer is fully loaded or plugged in
- Tell your family when your exam is
- Switch your phone to flight mode or turn it off



DURING THE EXAM

- Be ready by the computer when the exam starts
- Organise your exam time:
 - Don't spend too much time on each exam question
 - Check the value of each question
- **NB - Contact your teacher immediately if you have technical problems**
- Remember to save / hand in your answers when the exam time is up. If you don't save or send it in in time you could lose your answers!

GOOD LUCK

- Stay relaxed
- Answer one question at a time
- Do your best - that's all you can do
- You don't have to be able to answer all questions 100%

“No one can do everything, but everyone can do something”